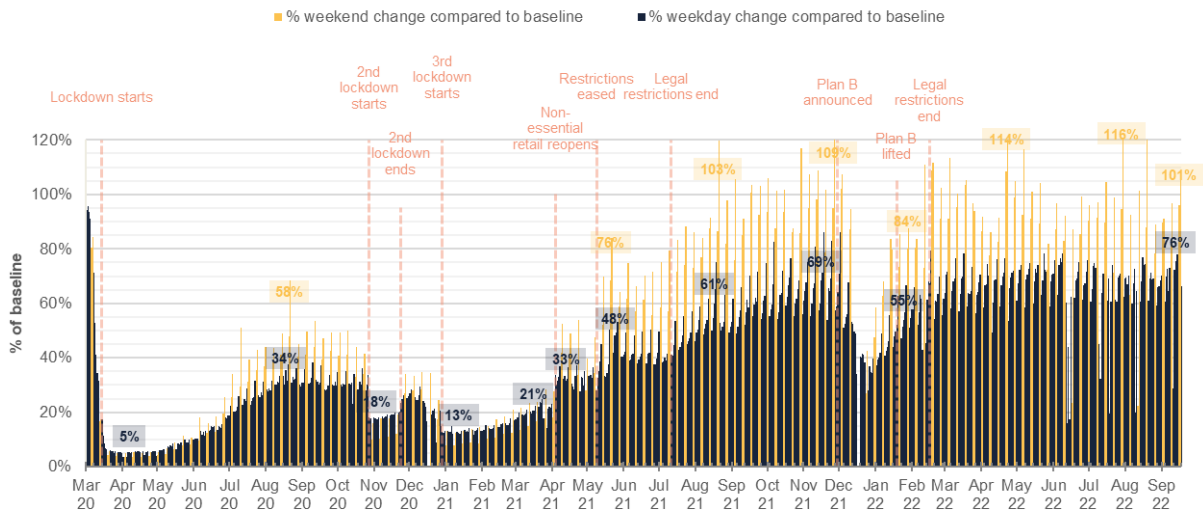




has been regularly exceeding baseline levels over the past year.

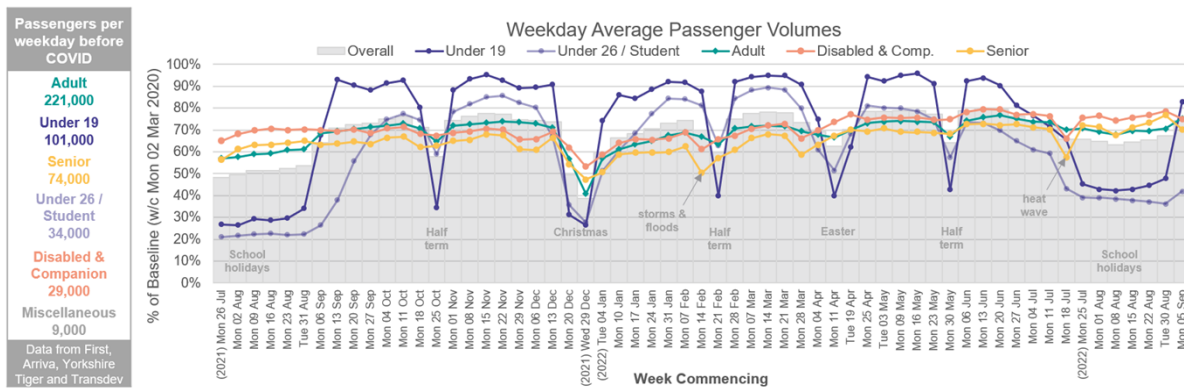


Baseline period is Monday 2nd - Friday 6th March 2020 (weekdays) and 29th Feb -1st March and 6th-7th March (weekends)

Source: Leeds Rail Station Footfall - Network Rail

### Bus passenger volumes were higher in August 2022 than August 2021 and are showing a seasonal increase at the start of September

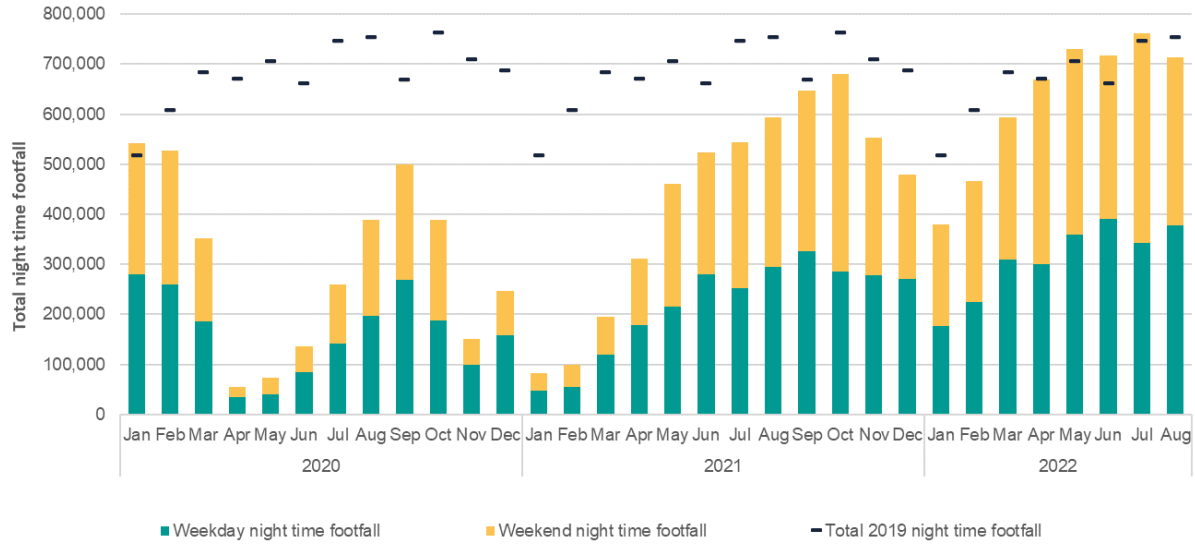
The temporal trend in bus use (via ticket machines) relative to pre-pandemic is shown in the chart below. Ticket machine data from First and Transdev reveals that patronage in August 2022 was higher than in August 2021 for each cohort. There was then a seasonal sharp increase in use by under 19s and smaller increases in use by Under 26 / Students and by Adults. The increases are similar in size to those seen at the start of September 2021. It is too soon to gain any insight into whether the new fare caps have impacted use by adults.



Source: Baseline period is w/c Mon 02 Mar. Source: Bus operators electronic ticket machine data, passenger boarding locations in West Yorkshire. First, Arriva, Yorkshire Tiger and Transdev account for over 90% of bus services in West Yorkshire. Graph shows First, Transdev and Yorkshire Tiger data.. Data is for weekdays excluding bank holidays, with ticket types assigned to broad cohorts.

## Leeds centre night time footfall maintained pre-pandemic levels from April to July 2022

Leeds city centre total night-time footfall reached pre-pandemic levels (2019) in April 2022 and maintained an increase until August, which saw a relative decline.



Source: Leeds City Council